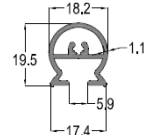
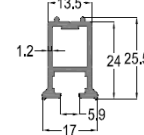
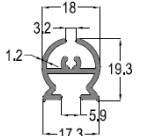
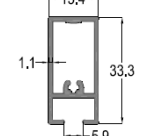
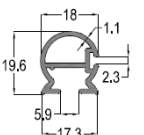
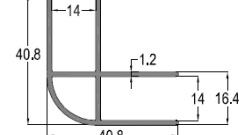
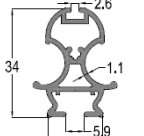
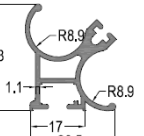
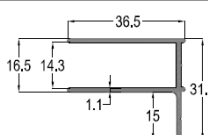
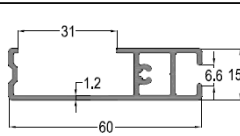
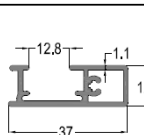
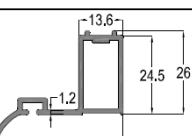
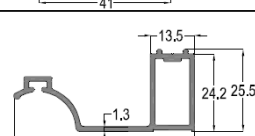


101			DK 111		
ÖN DİKME PROFİLİ FRONT VERTICAL PROFILE	AĞIRLIK / Weight 0,243 kg/mt		ARKA SABİT PROFİLİ BACK FIXING PROFILE	AĞIRLIK / Weight 0,285 kg/mt	
102			DK 112		
ORTA DİKME PROFİLİ MIDDLE VERTICAL PROFILE	AĞIRLIK / Weight 0,260 kg/mt		ASKILIK PROFİLİ HANGING PROFILE	AĞIRLIK / Weight 0,360 kg/mt	
103			DK 113		
ARKA DİKME PROFİLİ BACK VERTICAL PROFILE	AĞIRLIK / Weight 0,256 kg/mt		AÇILI DİKME PROFİLİ ANGULAR VERTICAL PROFILE	AĞIRLIK / Weight 0,493 kg/mt	
104					
ORTA DİKME PROFİLİ MIDDLE VERTICAL PROFILE	AĞIRLIK / Weight 0,455 kg/mt				
105					
KÖŞE KIRIŞLI DİKME PROFİLİ CORNER PROFILE	AĞIRLIK / Weight 0,437 kg/mt				
106					
DUVAR DİKME PROFİLİ WALL FINISH PROFILE	AĞIRLIK / Weight 0,311 kg/mt				
107					
DIŞ RAY PROFİLİ OUTER RAIL PROFILE	AĞIRLIK / Weight 0,471 kg/mt				
108					
İÇ RAY PROFİLİ INNER RAIL PROFILE	AĞIRLIK / Weight 0,342 kg/mt				
109					
KISA KAPI KARŞILIK PROFİLİ DOOR STRIKER PROFILE	AĞIRLIK / Weight 0,406 kg/mt				
110					
UZUN KAPI KARŞILIK PROFİLİ DOOR STRIKER PROFILE	AĞIRLIK / Weight 0,455 kg/mt				